























CROCHET SYMBOLS & DIRECTIONS CHART

The symbols listed below are the standard crochet symbols and abbreviations. When possible the names are given for each symbol with both US and UK terminology. Please refer to your pattern key for any additional symbol directions.

 Chain (ch) Chain (ch)	 dc3tog tr3tog	 2 crossed dc 2 crossed tr
 Slip stitch (sl st) Slip stitch (sl st)	 3 dc cluster 3 tr cluster	 2 crossed dc with chain 2 crossed tr with chain
 Single crochet (sc) Double crochet (dc)	 3 hdc cluster, puff, bobble 3 tr cluster, puff, bobble	 Decrease in dc Decrease in tr
 Half double crochet (hdc) Half treble crochet (htr)	 5 dc popcorn 5 tr popcorn	 2 stitch decrease in dc 2 stitch decrease in tr
 Double crochet (dc) Treble crochet (tr)	 5 dc shell 5 tr shell	 3 chain arch 3 chain arch
 Treble crochet (tr) Double Treble crochet (dtr)	 ch 3 picot ch 3 picot	 5 chain arch 5 chain arch
 Double treble crochet (dtr) Treble treble crochet (trtr)	 Front post dc (FPdc) Front post tr (FPtr)	 Joining bar Joining bar
 sc2tog dc2tog	 Back post dc (BPdc) Back post tr (BPtr)	 Direction of work Direction of work
 sc3tog dc3tog	 Work in back loop only* Work in back loop only*	 Beginning of work Beginning of work
 dc2tog tr2tog	 Work in front loop only* Work in front loop only*	 End or bind off End or bind off

*symbol appears at the base of stitch being worked

CROCHET ABBREVIATIONS & TERMS

beg = beginning
bg = block
cc = contrast color
ch = chain
dc = double crochet
dec = decrease
dtr = double treble crochet

hdc = half double crochet
htr = half treble crochet
inc = increase
rep = repeat
rnd = round
sc = single crochet
sl st = slip stitch

sp(s) = space(s)
st(s) = stitch(es)
tog = together
tr = treble crochet
tr tr = treble treble crochet
ws = wrong side
yo = yarn over

[] = work instructions within brackets as many times as directed
() = work instructions within parentheses as many times as directed
* = repeat the instructions following the single asterisk as directed
* * = repeat the instructions between the asterisks as many times as directed